





















# International Life Saving Federation

## Lifesaving Equipment Register – Station

In this part the equipment of a Rescue Station is listed in a sequence, starting with that part of the equipment needed most and to the end of the list that equipment that might be needed on special occasions.

Picture of the part	Name of the part	Used for which task
	Rescue Station Building	<ul style="list-style-type: none"> <li>• Base station of the rescue service at the waterside, equipped, depending on the size and requirements with:</li> <li>• Watchroom</li> <li>• First Aid room</li> <li>• Living room for the team</li> <li>• Toilet/shower and kitchen</li> </ul>
	Club Lifeguard Flag	Shows publicly which rescue organisation operates from this station.
	Telephone	For contact with: <ul style="list-style-type: none"> <li>• Land emergency services (ambulance)</li> <li>• Coastguard (police)</li> <li>• The beach operator</li> <li>• Other authorities or persons</li> </ul>
	Safety Flags <ul style="list-style-type: none"> <li>• Red/Yellow</li> <li>• B/W Chequered</li> <li>• Red</li> </ul>	For the marking of Guard times, bathing zones and/or guarded water areas for special use. (eg. Windsurfing).
	Blankets <ul style="list-style-type: none"> <li>• Emergency Survival Blanket</li> <li>• Cotton Blanket</li> </ul>	Protective material against hypothermia in emergency patients.
	Throw Bag Throw Line	Rescue materials for throwing to persons in strong currents or in areas with unknown or dangerous under water obstacles.

Picture of the part	Name of the part	Used for which task
	Binoculars	For the safe observation of situations at longer distances.
	Torpedo Buoys / Rescue Tube Rescue Can	Buoyancy aids for the safety of rescue swimmers and emergency patients in the water.
	First Aid Kits Trauma Bag	For first aid treatment to injuries of all kinds.
	Stiff-neck	For the prevention of spinal injury to emergency patients after a fall or head injury.
	Rescue Board Rescue Ski	For fast access to accident locations in the water and for the return of the emergency patient to the beach.
	Lifeguard High Chair	As an elevated point of observation with a good overview of the area.

Picture of the part	Name of the part	Used for which task
	Torch	As an independent source of light, available at each necessary point.
	First Responder Kit Oxygen Supply Apparatus	Revival equipment with oxygen assistance.
	Loud Hailer	For searching and giving out of information on an extensive or lively beach.
	VHF radios	Means of quick communication with the rescue team and/or with other auxiliary workers or rescue organisations.
	Stretcher	Transport and possible storage of emergency patients.
	Defibrillation Equipment	Resuscitation equipment in case of emergency patients with acute heart failure.